



District Report Card: 2017


State: Assam	District: Baksa
Class: 5	Subject: Language
Schools: 60	Students: 703


Participation/Coverage


Students

<div>GENDER</div> <div></div>	Boys		Girls	
	Number	%	Number	%
	349	49.64	354	50.36

<div>AREA</div> <div></div>	Rural		Urban	
	Number	%	Number	%
	669	95.16	34	4.84

<div>CATEGORY</div> <div></div>	SC		ST		OBC		GEN	
	Number	%	Number	%	Number	%	Number	%
	73	10.38	202	28.73	227	32.29	201	28.59

<div>CWSN</div> <div></div>	LD	VI	HI	S&LD	ID	Oth
	0	1	0	1	0	12

<div>Management</div> <div></div>	Government		Government-aided	
	Number	%	Number	%
	391	55.62	312	44.38

Average Performance of Students in Language (%)

Overall	Gender		Area		Management		Social Group			
	Male	Female	Rural	Urban	Govt.	Aided	SC	ST	OBC	GEN
60.23	60.02	60.43	60.04	63.92	62.23	57.71	58.45	53.76	63.44	63.75

Performance on Learning Outcomes (LOs)

Learning Outcomes	Description	Average Performance(%)
L504	Reads and comprehends independently storybooks, news items/ headlines, advertisements etc.	60.74
L508	Reads text with comprehension, locates details and sequence of events	59.97

Range of Performance of Students who Answered Correctly							
Below 30%		30% - 50%		50% - 75%		Above 75%	
Number	%	Number	%	Number	%	Number	%
45	6.40	160	22.76	344	48.93	154	21.91

Lowest Performing Learning Outcomes (LOs)

- 1 - Reads text with comprehension, locates details and sequence of events (59.97)
- 2 - Reads and comprehends independently storybooks, news items/ headlines, advertisements etc. (60.74)